

3.0 DEFINITIONS

In this Bylaw all words or phrases shall have their normal or common meaning except where this is changed, modified or expanded by the definitions set forth below:

ACCESSORY USE	means a use subordinate, customarily and normally incidental to and exclusively devoted to a main use of land or Building and located on the same Parcel .
ACCESSORY BUILDING	means a detached Building located either on the same parcel as an existing Building or appearing as the only Building , the use of which is subordinate and incidental to that of the main use of land or Building and includes a private Garage or implement shed and which is not used for human habitation, except as regulated by a Zone permitting Detached Secondary Suite Dwellings .
ACCOMODATION UNIT	means one or more habitable rooms together that: <ol style="list-style-type: none">may or may not contain cooking facilities;contain at least one bathroom; have a private entrance either from outside or from a common hall inside a Building; andprovides temporary accommodation.
AFFORDABLE HOUSING	means housing that could be rented or purchased by a household without spending 30% or more of their gross income on housing.
AGRICULTURAL USE	means a use providing for the growing, cultivating, producing and harvesting of agricultural products, including mushrooms, and the raising or keeping of dogs, horses, cattle, other livestock, swine (limited to one per parcel), furbearing animals, poultry, pigeons, doves, bees, rabbits and other animals and birds.
AGRICULTURAL STANDS	means Accessory or Temporary Buildings and Structures for retailing agricultural products.
AISLE	means the area used by motor vehicles for access to and from all off-street Parking Spaces , but does not include required Parking Spaces .

ALTERATION	means a structural change to a Building and also includes: <ul style="list-style-type: none"> a. an addition to Gross Floor Area or Height; b. the removal of a portion of the Building; c. construction of, cutting into, or removal of a wall, partition, column, beam, joist or floor; d. a change to, or closing of, any required means of access; and e. a change to the exterior fixtures, equipment, cladding or trim.
ANIMAL PROOF CONTAINER	means a container featuring sturdy construction and an animal-proof latching system on the lid and door.
ANIMAL PROOF ENCLOSURE	means a Structure that has four enclosed sides, a roof, door(s) and a self-latching device, of a design and strength sufficient to prevent access by animals.
ARTIST STUDIO	means a Building or Structure for the production of dance, live music, creative writing, painting, drawing, pottery or sculpture, video, moving or still photography. Amplified sound may not be audible beyond the property line.
AUTOMOBILE REPAIR, MAJOR	means general repairs, rebuilding, or reconditioning of engines, motor vehicles, or trailers such as collision service, body repair and frame straightening, painting and upholstery, vehicle steam cleaning and undercoating.
AUTOMOBILE WRECKING YARD	means an outdoor area where motor vehicles are disassembled, dismantled or junked or where inoperable motor vehicles or used parts of motor vehicles are stored.
BED AND BREAKFAST ACCOMMODATION	means use of a One Family Detached Dwelling wherein Sleeping Units are rented to provide temporary lodging for tourists and visitors, where the room rate includes meals served on the premises.
BUILDING	means a Structure used or intended for supporting or sheltering any use or occupancy by persons, animals or property and which is permanently affixed to the land.
BUILDING, PRINCIPAL	means a Building which: <ul style="list-style-type: none"> a. occupies the major or central portion of a Parcel; b. is the chief or main Building on a Parcel; or

c. constitutes, by reason of its use, the primary purpose for which the **Parcel** is used.

BUILDING INSPECTOR	means the Building Inspector of the City of Rossland duly appointed by Council .
BUILDING SUPPLY OUTLET	means a Building or Structure in which Building or construction and home improvement materials are offered or kept for sale at retail and may include the fabrication of certain materials related to home improvement.
BULK FUEL DEPOT	means lands, Buildings and Structures for the storage, distribution of fuels, oils but not including retail sales or key lock operations.
BUS TERMINAL	means a Building where commercial motor vehicles pick up and discharge fare paying, inter city passengers. uses may include ticket sales, luggage checking facilities and similar uses.
BUSINESS SUPPORT SERVICES	Means a Building used to provide support services to businesses and which are characterized by one or more of the use of minor mechanical equipment for printing, duplicating, binding or photographic processing; secretarial services; the provision of office maintenance or custodial services; the provision of office security; and the sale, rental, repair, or servicing of office equipment, furniture and machines. Typical uses include but are not limited to printing establishments, testing laboratories, film processing establishments, janitorial firms and office equipment sales, repair establishments, and sign shops.
C ZONE	means all commercial Zones with only the letter C as a prefix in the Zone name, including but not limited to, C-1, C-2, C-3, C-4 and C5 Zones .
CAMPGROUND	means an area of land, managed as a unit, providing short term accommodation for tents, tent trailers, travel trailers, recreational vehicles and campers.
CAR WASH ESTABLISHMENT	means a commercial establishment for washing or cleaning motor vehicles.
CARTAGE	means a Building or Structure where trucks or tractor trailers are rented, leased, kept for hire, or stored or parked for remuneration or from which trucks or transports are dispatched for hire as common carriers. These facilities may also include a Warehouse .
CHURCH	means a Building wherein persons regularly assemble for religious worship, and which is maintained and

controlled by a religious body organized to sustain public worship.

CIVIC USE

means the use of a **Building, Structure** or **Parcel** for public functions which are under the auspices of a public body, including but not limited to fire halls, community centres, community halls, government offices, libraries, museums, public works and sewer and water pumping stations and reservoirs.

CLUB OR LODGE

means an association of persons, whether incorporated or not, united by some common interest, meeting periodically for cooperation and conviviality. **Club or Lodge** shall also mean, where the context requires, a **Building** or establishment owned or occupied by members of such association and their guests within which the activities of the **Club or Lodge** are conducted.

CLUSTER DEVELOPMENT

means a design technique whereby **Buildings** in a development are located in limited areas (clustered) on a site to allow the rest of the site to be used for **Open Space** purposes.

COMMERCIAL, DOWNTOWN USE

Means a use intended to stabilize, maintain, and enhance the unique commercial character of Downtown Rossland as an attractive, lively main street environment. Specifically, the Commercial Downtown provides for land uses downtown that have a strong pedestrian-oriented character, with a mixture and concentration of specialty shopping, personal service, restaurant, cultural, and entertainment uses limited to: **Artist Studio** and Gallery, **Business Support Services**, **Bus Terminal**, **Clubs or Lodges**, dance studios, **Eating and Drinking Establishments**, **Financial Institutions**, fitness clubs, **Health Services**, **Household Repair Services**, **Hotels**, **Hostel**, **Institution**, **Liquor Licensed Premises**, **Offices**, **Personal Services**, Radio and Television Studios, **Restaurants**, **Retail Stores**, **Retail Store** associated with **Small Scale Food and Beverage Processing Establishment**, **Schools**, **Veterinarian's Clinics**, video rental store, and generally excludes a use providing for the sale or servicing of non-household or non-personal goods or things.

COMMERCIAL, ENTERTAINMENT USE

means facilities for entertainment and recreational activities indoors including pool halls, amusement arcades, bowling alleys, racquet sport facilities, **Theatres** and other similar indoor facilities.

**COMMERCIAL,
NEIGHBOURHOOD ORIENTED
USE**

means a **retail store**, not exceeding 100 square meters of **Gross Floor Area**, for the retail sale of groceries, meat, fish, bakery goods, flowers, magazines and newspapers, a limited pharmacy, a post **Office**, and the rental of videos to supply daily household necessities to the immediate surrounding area.

COMMERCIAL, RESORT USE

means a use providing for **restaurants, eating and drinking establishments**, spas, and for the retail sale of tourist-oriented goods, merchandise, other materials and services, including but not limited to clothing, footwear, ski and golf equipment, ski and golf accessories, sporting goods, souvenir shops, and personal care items.

COMMERCIAL, SERVICE USE

means uses that are primarily of a non-retail character, some of which require outdoor storage or activity areas. Retail and office uses are allowed to the extent that they are compatible with the service commercial uses; Uses are limited to: automobile sales, **Automobile repairs-major, Car Wash Establishment, Building Supply Outlet, Business Support Services, Garden Supply sales, Schools, clubs and lodges**, construction and trades, delivery terminal, fruit and vegetable stand, **Gasoline Service Stations**, glass sales, fitness clubs, heating shops, **Hostels, Hotel, Household Repair Services**, light machinery sales, light marine sales, **Motel**, mortuaries, nurseries, plumbing shops, **Public Parking Area, Restaurants, Retail Store**, sheet metal shops, Equipment Rental, **Storage Yard**, Small scale light assembly operations, small scale **warehouse** and distribution, **Theatres**, and **Veterinarian's Clinic**. Uses are generally providing for the sale or servicing of non-household and non-personal goods, or for the sale or servicing of any goods that necessitate access by motor vehicle.

**COMMERCIAL, TRANSITION
SERVICE USE**

means a use providing limited commercial activity that complements, not competes with the **Commercial, Downtown uses**; and is limited to: **Artist Studios, Bus Terminal, Business Support Services, clubs and lodges**, dance studios, **Eating and Drinking Establishments**, fitness clubs, **Health Services, Household Repair Services, Hostels, Hotels, Personal Service Establishments, Offices**, radio and television studio, **Restaurants and Schools**.

COMMERCIAL UNIT

means a separate or self-contained area or areas in a

	Building used or intended to be used by one commercial use .
COMMERCIAL USE	means an occupation, employment or enterprise that is carried on for gain or monetary profit by any person.
COMMERCIAL VEHICLE	means a vehicle defined as such by and licensed under the Commercial Transport Act, and a vehicle not so licensed but which is used for the collection or delivery, or both, of merchandise or other commodity in the ordinary course of a business undertaking.
COMPREHENSIVE MIXED USE DEVELOPMENT	means a comprehensively planned development project containing both commercial and residential floor space designed as a single development.
COMPREHENSIVE RESIDENTIAL DEVELOPMENT	means a comprehensively planned development which may be located on one or more lots designed as a single site with respect to off-street parking and accesses and includes one or more Buildings .
CONGREGATE HOUSING	means housing in which residents share common areas, particularly a dining facility.
COUNCIL	means the duly elected Council of the City of Rossland.
CREMATORY	means a Building fitted with the proper appliances for the purposes of the cremation of human remains and may include all things incidental or ancillary to this process.
DAY CARE CENTRE	means a facility used or intended to be used for a multi-age child care program as defined in the Child Care Licensing Regulations of the Community Care and Assisted Living Act.
DENSITY	is measured by the number of units in a given area, floor area ratio , unit ratio(units/area) or building parcel coverage ; none of which can be altered through a Variance.
DRIVEWAY	means the primary access route from a Highway to the Parcel or Building .
DWELLING	means a Building or part of a Building used or intended to be used as a residence, but shall not include hotels or institutions, and includes:
DWELLING, DETACHED SECONDARY SUITE	means a self-contained Accessory Dwelling . A Detached Secondary Suite has cooking, food preparation, sleeping and bathing facilities which are additional to those of the Principal Building located on the Site. A Detached Secondary Suite has a separate entrance, either from a common indoor landing or

directly from the outside. This use does not include **Secondary Suite Dwelling**.

DWELLING, MULTIPLE CONVERSION

means a **One Family Detached Dwelling** converted to contain up to three residential units and does not include a **One Family Detached Dwelling** with a **Detached Secondary Suite**.

DWELLING, MULTIPLE FAMILY

means a residential use where a **Building** on a **Parcel** consist of three or more **Dwelling** units including triplexes, four-plexes, townhouses, or apartment units.

DWELLING, ONE FAMILY DETACHED

means a detached **Building** consisting of one **Dwelling** used or intended for use as a permanent home or **Residence**. In **Zones** where a **Secondary Suite** is permitted, a **One Family Detached Dwelling** may include a **Secondary Suite**.

DWELLING, SECONDARY SUITE

means a self-contained, **Accessory Dwelling** unit located within a **One-Family Detached Dwelling**. A **Secondary Suite** has its own separate cooking, sleeping and bathing facilities. A **Secondary Suite** has a separate entrance, either from a common indoor landing or directly from the outside. This use does not include a **Detached Secondary Suite Dwelling, Two-Family Dwelling, or Multiple Family Dwelling**.

DWELLING, TWO FAMILY DETACHED

means a **Building** that is divided horizontally and/or vertically into two separate **Dwelling** units, each of which has separate heating, plumbing, and wiring systems and an independent entrance.

EATING AND DRINKING ESTABLISHMENT

means the use of land, **Buildings** and **Structures** where foods and beverages are prepared and offered for sale to the public, for consumption within the premises or off the site, including but not limited to neighbourhood pubs, bars, lounges, licensed **Restaurants**, cafes, and refreshment stands.

EQUIVALENT UNITS

means the ratio utilized to equate the impacts of various land uses to one single-family residential dwelling.

EQUIVALENCY FACTORS		
LAND USE	UNITS	EU's
Single Family Residential	dwelling unit	1.00
Duplex (i.e. 1 Duplex = 2 Dwelling Units = 2 EU)	dwelling unit	1.00
Multiple Family Residential (Townhouse, Apartment greater than 50 sq. m.)	dwelling unit	0.66

Apartment less than 50 sq. m.	dwelling unit	0.33
Hotel or motel unit	accommodation unit	0.33
Commercial	200 m ² gross floor area	1.00

FAMILY

means:

- a. two or more persons related by blood, marriage, common-law, adoption or foster parenthood sharing one **Dwelling**; or
- b. not more than five unrelated persons sharing one **Dwelling**.

FARMER’S MARKET

means a market whose vendors either make, bake or grow the products they produce, where farmers and/or their families display and sell locally grown or processed foods with only a limited number of non food crafts and no imported products.

FENCE

means a **Structure** or visual barrier used as an enclosure or screening along parcel boundaries and may include a gate, screen or trellis, but does not include a retaining wall.

FINANCIAL INSTITUTION

means the premises of a bank, trust company, investment dealer, credit union, mortgage broker or related business.

FLOOR AREA, GROSS

means the total floor area of a **Building** on a **Parcel** measured to the exterior limits of a **Building** including all areas giving access thereto, such as corridors, hallways, landings, foyers, staircases, stairwells, enclosed balconies and mezzanines, enclosed porches or verandahs.

FLOOR AREA, NET

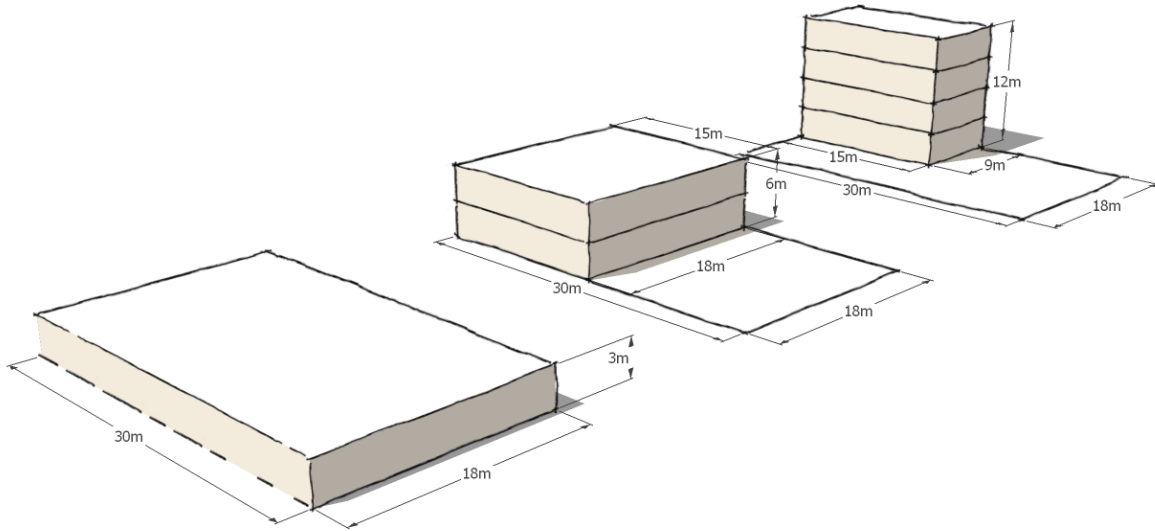
means the sum of the horizontal areas of each storey of the **Building** measured from the interior faces of the exterior walls providing that in the case of a wall containing windows, the glazing line of the windows may be used. The net floor area measurement is exclusive of basement areas used exclusively for storage or service to the **Building**, attics, garages, carports, breezeways, unenclosed porches, balconies and sundecks, exit stairways, corridors, and terraces. In the case of multiple dwelling housing, public corridors, common amenity spaces, and **Building** mechanical systems are also excluded. In the case of congregate housing, communal dining and kitchen facilities are excluded.

FLOOR AREA RATIO

means the numerical value of the net floor area on all levels of all **Buildings** and **Structures** on a lot, divided by

the area of the lot. The three scenarios depicted in Diagram 3.1 (below) all have an FAR of 1.0, in that the net floor area is equal to the area of the lot.

Diagram 3.1 | Three scenarios where Floor Area Ratio equals 1.0



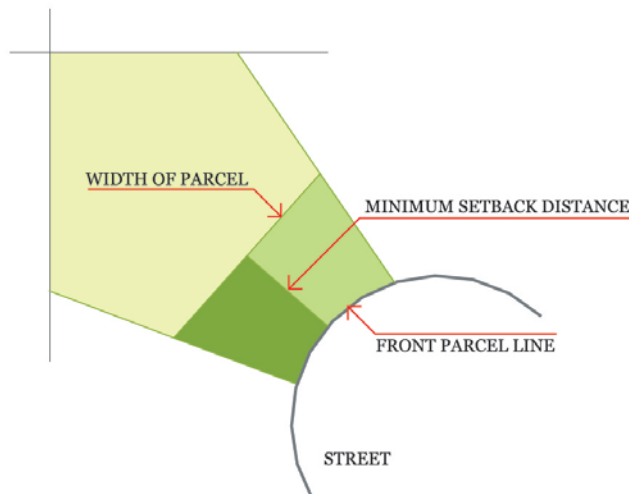
FOOD PROCESSING ESTABLISHMENT

means a commercial establishment in which food is processed or otherwise prepared for human consumption but not consumed on the premises.

FRONTAGE

as illustrated in Diagram 3.2, means the horizontal distance between two side **Parcel** lines measured at the minimum **Building Setback** from the **Front Parcel Line**.

Diagram 3.2 | Diagram illustrating Frontage



GARAGE, PRIVATE

means an **Accessory Building** or part of the **Principal Building** designed and used primarily for the storage of motor vehicles and includes a car port. A **Detached Secondary Suite Dwelling** may be included within a private **Garage**.

GARDEN SUPPLY

means a **Building, Structure** and land used for growing, display and retail sale of plants and seeds together with gardening tools and equipment, gardening chemicals, landscaping materials, and related uses.

GASOLINE SERVICE STATION

means a **Building** or land used or intended to be used for the retail sale of motor fuels and lubricants and may include a car wash facility, the servicing and minor repairing of motor vehicles and the sale of automobile accessories.

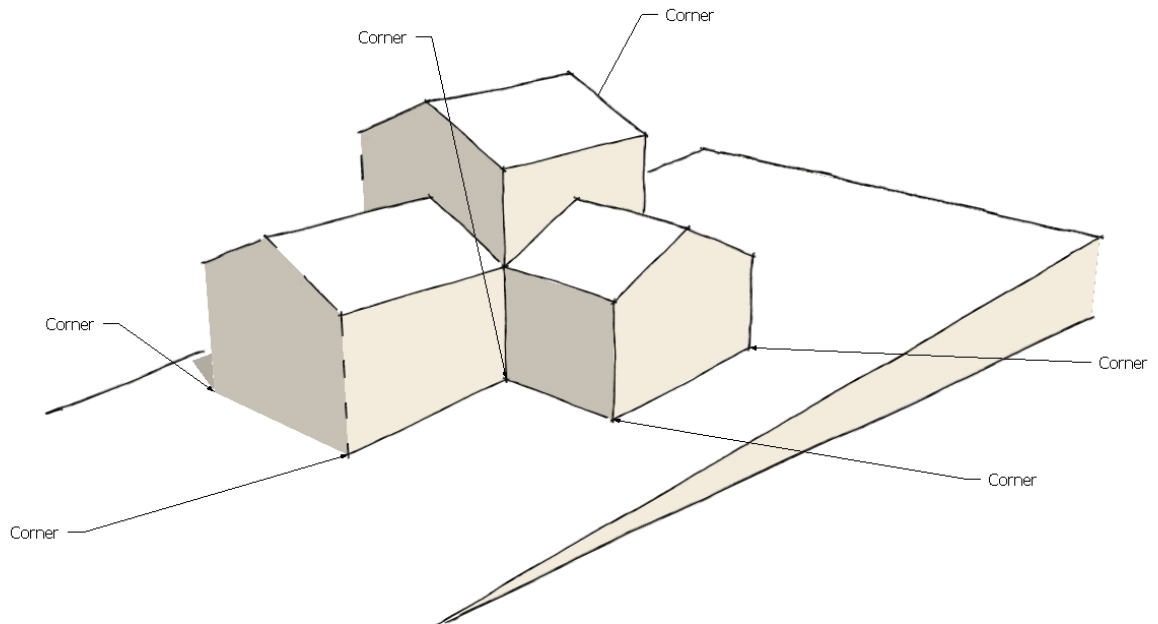
GOLF COURSE

means a public or private area operated for the purpose of playing golf. May include a par 3 **Golf Course**, club house, **Accessory** driving ranges and miniature **Golf Courses**.

GRADE, AVERAGE

as illustrated in Diagram 3.3, means the average of the elevations of **finished grade** taken at the corners of each of the exterior walls of the **Building**.

Diagram 3.3 | Average grade, measured at exterior corners



GRADE, FINISHED	means: <ul style="list-style-type: none"> a. the grading elevation as identified on a lot grading plan , where such a plan has been approved by the City; or b. where there is no approved lot grading plan, the lowest natural grade elevation existing prior to construction, such grade elevation to include fill materials placed on the lot to raise the grade elevation up to but not above the Natural Grade elevation of adjacent lots.
GRADE, NATURAL	means the elevation of the ground surface in its natural state, before man-made alteration; or on sloping or irregular sites, the angled plane, before man-made alteration.
GUEST HOME	means a detached Dwelling containing no more than 4 Sleeping Units used for short-term residential occupancy offered for rent, or rented, for periods of less than one month to no more than 2 persons per Sleeping Unit .
HEALTH SERVICES	means a Building used for the provision of physical or mental health services on an out-patient basis. Services may be of a preventative, diagnostic, treatment, therapeutic, rehabilitative, or counselling nature. Typical uses include but are not limited to medical and dental offices , chiropractors, massage therapists and acupuncture clinics, health clinics, and counseling services.
HECTARE, GROSS	means a hectare of land which includes developable and undevelopable areas given over for the dedication of streets, Lanes and Open Space .
HECTARE, NET	means the total land area calculated within a parcel boundary minus the total land area within the same parcel boundary that is likely to be occupied by road right of ways and Park dedications.
HEIGHT	means the vertical distance measured from Average Grade to the highest point of a roof.
HIGHWAY	includes a street, road, Lane , bridge, viaduct and any other way open to public use, but does not include a private right-of-way on private property.
HILLSIDE TERRAIN	means land with inclines of 12% or more for a minimum horizontal distance of 10.0 m.
HOME OCCUPATION	means the use of a portion of a residential Dwelling or Accessory Building to conduct trade, business,

profession or other occupation which is secondary to the **Principal Use** of the **Dwelling**.

HOSPITAL

means any **Institution, Building** or other premises or place established for the maintenance, observation, medical and dental care and supervision and skilled nursing care of persons afflicted with or suffering from sickness, disease or injury or for the convalescence of chronically ill persons.

HOSTEL

means a **Building** used as a temporary place of lodging containing one or more dormitories and includes common area and facilities for washing, cooking, dining and socializing.

HOTEL

means a **Building** which contains **Sleeping Units** having a common entrance and providing accommodations for the traveling public. It may contain **public assembly**, commerce, entertainment, indoor recreation or **Restaurant** uses and premises licensed for on-site consumption of alcoholic beverages, with or without private cooking facilities in **Sleeping Units**.

HOUSEHOLD REPAIR SERVICES

means a **Building** used for the provision of repair to goods, equipment and small appliances normally found within the home. Typical uses include but are not limited to radio, television, and appliance repair, furniture refinishing, and upholstery shops. This use class does not include personal services establishments.

INSTITUTION

includes an arena, art gallery, college, court of law, community centre, federal **Office**, fire hall, **Library**, municipal **Office**, provincial **Office**, **Museum**, **Park**, playground, police station, **Hospital**, **School**, stadium or swimming pool.

JUNK

means used or discarded worn out or scrapped machinery, vehicles, vehicle parts, scrap metal, chains, used pipes, waste paper, rags, enamelware, furniture, bottles, cans, rope, iron, copper or other scrap or discarded materials.

JUNKYARD

means any **Parcel** of land or **Building** for which the principal or **Accessory** use is the abandonment, collection, demolition, dismantlement, keeping, storage, bailment, salvage or sale of **Junk**.

KENNEL

means an establishment for the boarding or breeding of dogs or cats.

LANDSCAPE BUFFER

means a continuous strip planted in lawns, shrubs, and/or trees with or without **Fences**, walkways or other

	Structures or materials as used in landscape architecture.
LANDSCAPE SCREEN	means an opaque visual barrier formed by a row of shrubs or trees or by a wooden Fence or masonry wall or by a combination of these.
LANE	means a road allowance less than six meters in width which is intended to provide only a secondary means of access to a site, at the side or rear of the property.
LEISURE FACILITIES	means Buildings, Structures or venues that accommodate community leisure activities and services including arts, cultural and recreational programs.
LIBRARY	means a Building containing printed, pictorial, audio, video and other reference materials for public use for purposes of study, reference and recreation.
LIGHT MANUFACTURING	means fabricating, processing, assembling and finishing that does not produce hazardous wastes, is undertaken completely within an enclosed Building and results in finished products that generally weigh less than about 200 kg per unit.
LIQUOR LICENSED PREMISES	means any Building, Structure or premises licensed to sell liquor under the B.C. Liquor Control and Licensing Act, including a bar, cabaret, cold beer and wine store, liquor store, nightclub or neighbourhood pub.
LOADING SPACE	means an open area used to provide free access for vehicles to a loading door, platform or bay for the purpose of loading or unloading.
M ZONE	means all Zones with the letter M as a prefix in the Zone name, including but not limited to the M-1 Zone .
MAUSOLEUM	means a Building used as a place for the interment of the dead in sealed crypts or compartments.
MINING USE	means the extraction of minerals from the surface or subsurface.
MOBILE HOME	means a transportable, single or multiple-section single family Dwelling conforming to the MH Standards at the time of manufacture and in accordance with CAN/CSA Z240 MH installation requirements. It is ready for occupancy upon completion of setup in accordance with required factory-recommended installation instructions.
MOBILE HOME PARK	means a Parcel of land under one ownership which has been planned, divided into Mobile Home Park Spaces , and improved for the placement of Mobile Homes for

permanent residential use, containing three or more **Mobile Home Park Spaces** or upon which is located three or more **Mobile Homes** and includes all **Buildings, Structures**, or accessories used or intended to be used as equipment for the **Mobile Home Park**.

MOBILE HOME PARK SPACE means a **Parcel** of land within a **Mobile Home Park** on which **Mobile Homes** may be placed for permanent residential use.

MOTEL means accommodation primarily for transients traveling by automobile, with a **Parking Space** on the lot for each lodging unit, which may or may not provide cooking facilities for individual **Sleeping Units**, and with access to each such unit directly from the outside.

MUNICIPALITY means the Corporation of the City of Rossland or the area within the municipal boundaries thereof as the context may require.

MUSEUM means a **Building** or **Buildings** used, or to be used, for the preservation of a collection of paintings, works of art, objects of natural history, mechanical, scientific or philosophical inventions, instruments, models or designs, dedicated to the recreation of the public, together with libraries, reading rooms, laboratories or other **Offices** and premises used or to be used in connection therewith.

NURSING HOME means any premises in which persons are cared for, lodged, either by a charitable **Institution** within the meaning of the appropriate statute or for hire, where, in addition to sleeping accommodation and meals, personal care, nursing services or medical care and treatment are provided or made available.

OFFICE means a **Building** or part thereof, designed, intended or used for the provision of professional, management, administrative or consulting in an office setting. Typical **uses** include but are not limited to the **offices** of lawyers, accountants, travel agents, real estate and insurance firms, planners, clerical and secretarial agencies or, where not conducted on the site thereof, the administration of an industry, but shall not include a retail commercial use, any industrial use, **Health or Personal Service, Financial Institution**, place of amusement, the servicing and repair of goods, and the manufacture or handling of a product.

OFF-STREET PARKING SPACE means any space on a **Parcel**, excluding **Highways and Aisles**, for the **Parking** of one vehicle.

OPEN SPACE	means the open, unobstructed space on a Parcel , including the open unobstructed space accessible to all occupants of any residential or commercial Building or Structure on the Parcel including the required set back areas, which is intended for passive or active recreational purposes and provides for greenery, the growth and maintenance of grass, flowers, bushes, gardens, community gardens and other landscaping and may include, permeable-surfaced pedestrian walks, Patios , pools or similar areas, but does not include any storage, driveway, ramp or parking areas.
OPEN SPACE, NATURAL	means open space for the conservation, preservation and passive or active recreational appreciation of natural features and may include a Watercourse , grasslands, stands of mature trees, Trails , wildlife habitat and sanctuaries or other land forms deemed worthy of protection for their unique value unto itself, the surrounding area and the community as a whole.
PARCEL	means any lot, block or other area in which land is held or into which it is subdivided, but does not include a Highway .
PARCEL AREA	means the total extent of the Parcel .
PARCEL COVERAGE, BUILDING	means the total ground level area of all primary and auxiliary buildings , additions, carports, canopies and structures of any kind located on a parcel, measured to the outside of the foundations or footings, divided by the total parcel area and expressed as a percentage.
PARCEL COVERAGE, SURFACE	means the percent of the Parcel Area covered by Buildings or Structures , parking areas, driveways and walkways. Permeable or semi-permeable surfaces are exempt.
PARCEL LINE, EXTERIOR SIDE	means a Parcel line that is common to the Parcel and a street, other than a rear or Front Parcel Line .
PARCEL LINE, FRONT	means a Parcel boundary contiguous to a Highway but not a Lane , provided that in respect of a corner Parcel , the Front Parcel Line shall be the shortest Parcel boundary contiguous to a Highway other than a Lane .
PARCEL LINE, INTERIOR SIDE	means a Parcel line between two or more Parcels or a Lane , other than a front or Rear Parcel Line .
PARCEL LINE, REAR	means the boundary of a Parcel which lays the most opposite to and is not connected to the Front Parcel Line .

PARK	means an area permanently devoted to recreational uses and generally characterized by its natural, historic or landscaped features, and used for both passive and active forms of recreation. It includes all landscaping, facilities, playing fields, access, trails, buildings and structures consistent with the general purpose of parkland.
PATIO	means a surfaced, Open Space of land at grade adjacent to a residential Dwelling unit which is used as an extension to the interior of the home for private or semi-private entertainment or leisure activities.
PERSONAL SERVICES	means uses that provide personal services to an individual which are related to the care and appearance of the body or the cleaning and repair of personal effects and where the sale of retail goods is only Accessory to the provision of such services. Typical uses include but are not limited to barber shops, hairdressers, manicurists, spas, tailors, dress makers, shoe repair shops, dry cleaning establishments, and Laundromats; but do not include health services .
PRINCIPAL USE	means the main purpose for which land, Buildings or Structures are used or intended to be used.
PUBLIC ASSEMBLY	means a gathering space for civic, cultural, political, religious, social, educational, and recreational or like purposes within a Building .
PUBLIC PARKING AREA	means a parcel or part of a parcel or a Building for parking public, customer or employee vehicles.
PUBLIC UTILITY USE	means facilities for local transmission, storage or treatment of water, sewage, electrical power, telephone, natural gas, cable television and other similar services, but does not include the storage or treatment of sewage.
QUARRY USE	means the extraction of sand, gravel and rock from the surface or subsurface.
R ZONE	means all Zones with only the letter R as a prefix in the Zone name, including but not limited to R-1, R-1B/B, R1-R, R-3, R4, and R-MH Zones .
RECREATION CABIN	A free standing accessory building not connected to utility services (water, sewer, electricity, gas) which does not serve a principal dwelling with the following restrictions: <ul style="list-style-type: none"> i. Maximum 80 sq. meter footprint

- ii. May feature both an enclosed indoor area and an outdoor deck area
 - maximum 60 sq. m max. indoor floor space
 - must be one level; no second story or basement
- iii. Maximum height of 6 meters
- iv. May contain a CSA certified heat source
- v. May not feature a septic system but should feature a composting toilet or equivalent.
- vi. Must meet all relevant building/fire/safety codes
- vii. Utilized principally for recreation activity
- viii. Not utilized as a domicile or residence for any individual for any period of time.

RECREATION FACILITIES

means the use of land, **Buildings** or **Structures** to accommodate public or private indoor and outdoor recreational activities, including but not limited to ball diamonds, bike parks, tennis courts, hockey arenas, swimming pools, skate parks, racquet courts, and weight rooms.

RECREATION VEHICLE

means a vehicle, trailer or coach, constructed or equipped to be used as a temporary living or sleeping quarters by travelers.

RESIDENCE

means one or more habitable rooms together that contain cooking facilities, at least one bathroom, and have a private entrance from outside a **Building**.

RESTAURANT

means a **Building** where prepared food is offered for sale to the public and includes cafes, coffee shops, cafeterias, dairy bars, refreshment stands, fast food take-out establishments, or tea rooms.

RETAIL STORE

means a **Building** or **Commercial Unit** where goods, merchandise, substances, articles or things are offered or kept for sale at retail, including storage of limited quantities of such goods, merchandise, substances articles or things, sufficient only to service such store. Typical uses include but are not limited to bakery shops, book shops, camera shops, clothing stores, drug stores, fish markets, florist shop, grocery stores, hardware, home furnishing stores, jewellery store, meat markets, optical shop, pet store, second-hand stores, stationery stores, super markets, toy stores and variety stores.

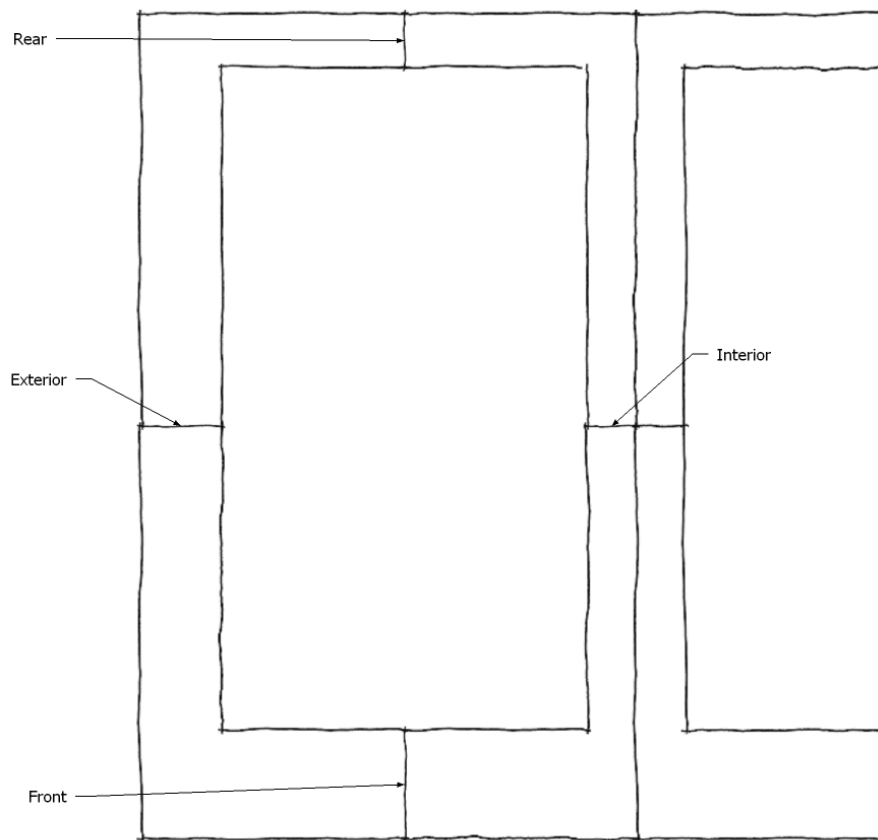
RETAINING WALL

means a **Structure** constructed to hold back, stabilize or support an earthen bank or **Structure** as a result of differences in lot grades or slope of terrain.

SCHOOL means a public **School**, a separate **School**, a community **School**, a university, a college or a private **School** authorized by the authority having jurisdiction.

SETBACK as illustrated in Diagram 3.4, means the horizontal distance measured at right angles to the **Parcel line**, between the **Parcel line** and the **Building, Structure**, or use.

Diagram 3.4 | Setbacks (Front, Rear, Interior, Exterior)



SIGN means a name, identification, description, device, display or illustration which is affixed to or represented directly or indirectly upon a **Building, Structure** or **Parcel** and which directs attention to an object, product, place activity, person, institute, organization or business.

SIGN, ANIMATED, FLASHING OR MOVING means a **Sign** which has movement produced either mechanically or electrically which gives the effect of movement or flashing lights.

SIGN, FASCIA means a flat wall **Sign** that does not project more than 0.4 m from the surface of a **Building**.

SIGN, NEON	means a Sign illuminated by a combination of electricity and neon gas which may or may not move while the Sign is in operation.
SKI FACILITIES	means the use of land, Buildings or Structures to provide cross-country ski trails, downhill ski trails; ski lifts and towers; and may include skier services and resort commercial uses.
SKIER SERVICES	means to equip, service, and teach skiers and snowboarders and may include but not be limited to ticket sales, equipment rental and repair, ski school, ski patrol, and change rooms.
SLEEPING UNIT	means a habitable room for accommodating not more than 2 (two) adult boarders, as defined by the Age of Majority Act, and may not include a bathroom or cooking facilities.
SMALL SCALE FOOD AND BEVERAGE PROCESSING ESTABLISHMENT	includes, but is not limited to, a bakery, a butcher shop, a wine making enterprise or a beer making enterprise.
STOREY	means that portion of a Building which is situated between the top of any floor and the top of the floor next above it, and if there is no floor above it, that portion between the top of such floor and the ceiling above it.
STOREY, FIRST	means the Storey having its floor level not more than 2 m above grade.
STORAGE YARD	means an area outside of an enclosed Building where construction, contractor and/or trade related materials and equipment, lumber and new Building materials, monuments and stone products, public service and utility equipment or other goods, material, products, vehicles, equipment, or machinery are stored, baled, piled, handled, sold or distributed, but shall not include an automobile wrecking yard or junkyard .
STRUCTURE	means any construction fixed to, supported by or sunk into land or water but not concrete or asphalt paving or similar surfacing.
SUB-ZONE	means the individual areas of land with specified permitted uses and regulations as shown in the Comprehensive Development Zones .
TEMPORARY BUILDING or STRUCTURE	means a building or structure which is not supported on permanent foundations and which may or may not be connected to municipal services.

TERRACE	means an open, uncovered level space either natural or man-made directly adjacent to a Principal Building and is at an elevation of not more than 0.4 m above grade.
TOURIST ACCOMMODATION	means a Dwelling containing two or more accommodation units that provide lodging primarily for visitors based on a daily, weekly or monthly rental period and may contain the following: <ul style="list-style-type: none"> a. common areas; b. dining facilities to serve the guests of the tourist accommodation; c. recreation facilities to serve the guests of the tourist accommodation.
THEATRE	means a Building or Structure devoted to showing motion pictures, or for dramatic, musical or live performances.
TRAIL	means an area used for walking, running, hiking, horseback riding, cross-country skiing, bicycling or other forms of non-motorized recreational travel.
VETERINARIAN'S CLINIC	means a Building or part of a Building used for the care, diagnosis, and treatment of sick, ailing, infirm, or injured animals, and those who are in need of medical or surgical attention. Such Clinics may or may not also provide short-term lodging for sick animals. Such Clinics may include a pet crematorium.
WAREHOUSE	means a Building or part of a Building used for the storage and distribution of goods, wares, merchandise, substances or articles and may include facilities for a truck or transport terminal or yard.
WATERCOURSE	means a depression with a bed below the natural elevation of surrounding land to give direction to a current of water anytime in the year.
WOOD FIBER PRODUCTION	means planting and harvesting of trees.
ZONE	means a Zone established under the Local Government Act and this Bylaw.